









SPRAY C 496 2K HS CLEAR

Technical Data Sheet No 802



<p>VOC compliant with the regulations</p> <p>Easy to use</p> <p>Excellent results</p> <p>Easy to blend in</p> <p>No hardener required</p> <p>Ideal for spot repairs and isolated panel paintings</p>	<p>General Technical Description</p> <p>2-3 passes</p> <p>Dust free 10 min at 23°C</p>	<p>Surface</p> <p>Body Basecoat</p> <p>Any waterborne system</p>	<p>Pretreatment / Cleaning of substrate</p> <p> Clean substrate using a soft cloth and BODY 770 ANTISIL NORMAL / BODY 771 ANTISIL FAST.</p> <p>Make sure the surface is air dried rather than wiped dry</p> <p> Make sure you always use appropriate face protection and good ventilation</p>
--	---	---	--

Product Application: »» Allow 30 mins after basecoat color has been applied to apply the clear coat. Apply two to three wet coats waiting 5-10 mins in between coats. Each coat should look wet and glossy but not to a dripping state. In case of slight dirt or dust imbeded in the clear coat you can lightly wet sand using P1500 grit paper. Finally Use HB BODY's polishing compounds to bring out the gloss. Be carefull not to wax for the next 30 days.

<p> Shake well before using</p> <p> 2-3 coats approximately 30-50 microns</p> <p> Dust free 10 min at 23°C</p> <p> Full hardness within 24 hours.</p>	<p>Flash Point: -97°C</p> <p>Specific Gravity: 0.67 g/cm³</p> <p>Solid Content (No thinner): 14% Weight</p> <p>VOC (2004/42/EC) This product is an aerosol product based on its ingredients and its properties. The maximum VOC content in this category is 840 g/L. The VOC content in the ready for use form of this product is 655g/L. 2004/42/IB(e)(840)655</p> <p>Theoretical Coverage: -</p> <p>Cleaning of equipment: -</p>	<p>Remarks:</p> <ul style="list-style-type: none"> • Always try to use the product in accordance with the specifications provided. • It can be used by countries that do not adopt the VOC legislation as well. • Shake thoroughly before use. • Shake for 2-3 min after agitator ball has started to rattle. After preparing the area to be painted ensure it to be free from dirt, wax, oil etc. Test on a similar surface using a back and forth action. • Spray at a distance of 25 cm thinly applied coats build up at 3-5 minutes intervals will achieve best results. Leave for 24 hours to harden. • Optimum operating temperature range 10-25°C. 	<p>• Storage shelf life: Store in a cool place and use within 36 months for best results. +5 to +25°C</p>
---	---	--	--

For professional use only. The information displayed on this sheet has been carefully selected through a series of laboratory investigations. It is based on our best knowledge at the time of issue. The data is given for information purposes only. We are not liable for its correctness, accuracy and completeness. It is up to the user to check for newer updates or further information if needed for his intended purpose. The intellectual property of this product, trademarks and copyrights is protected. All rights reserved. The relevant Material Safety Data Sheet and warnings displayed on the label must be read carefully. We may modify and / or discontinue operation of all or portions of this information at any time in our sole discretion, without any notice and assume no responsibility to update the information. All rules set forth in this clause shall apply accordingly for any future changes and amendments.

Issue 6 / 2017, July 2017